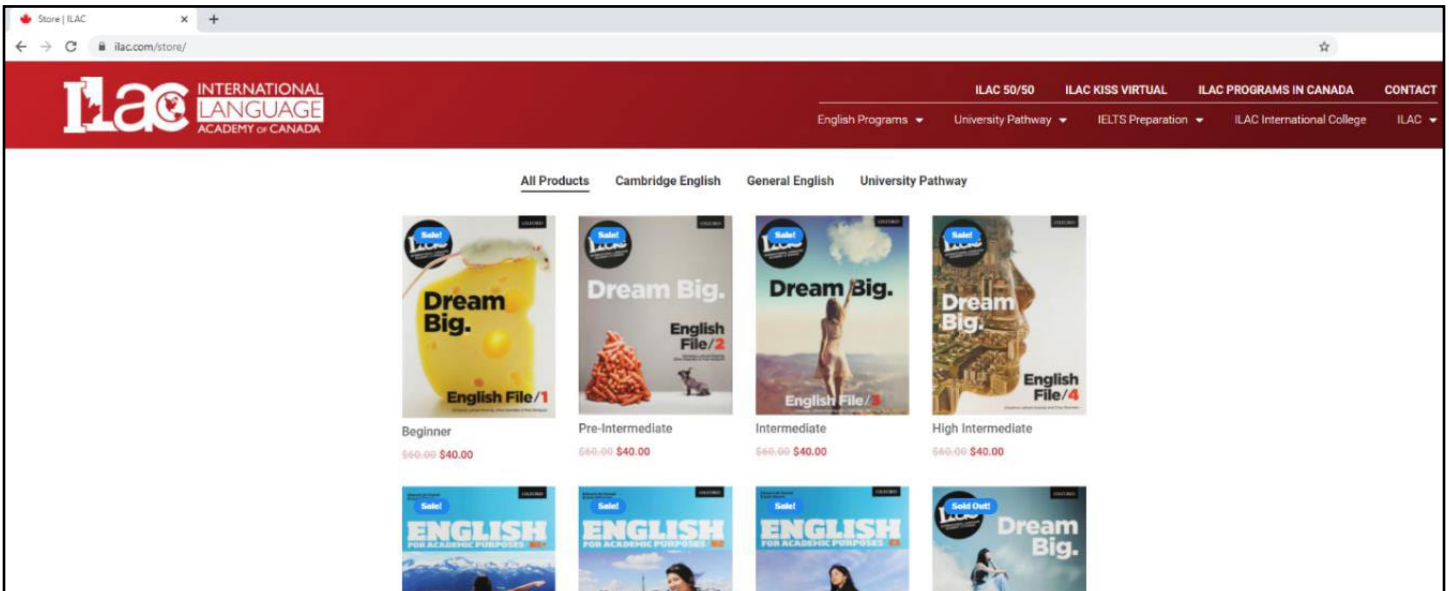
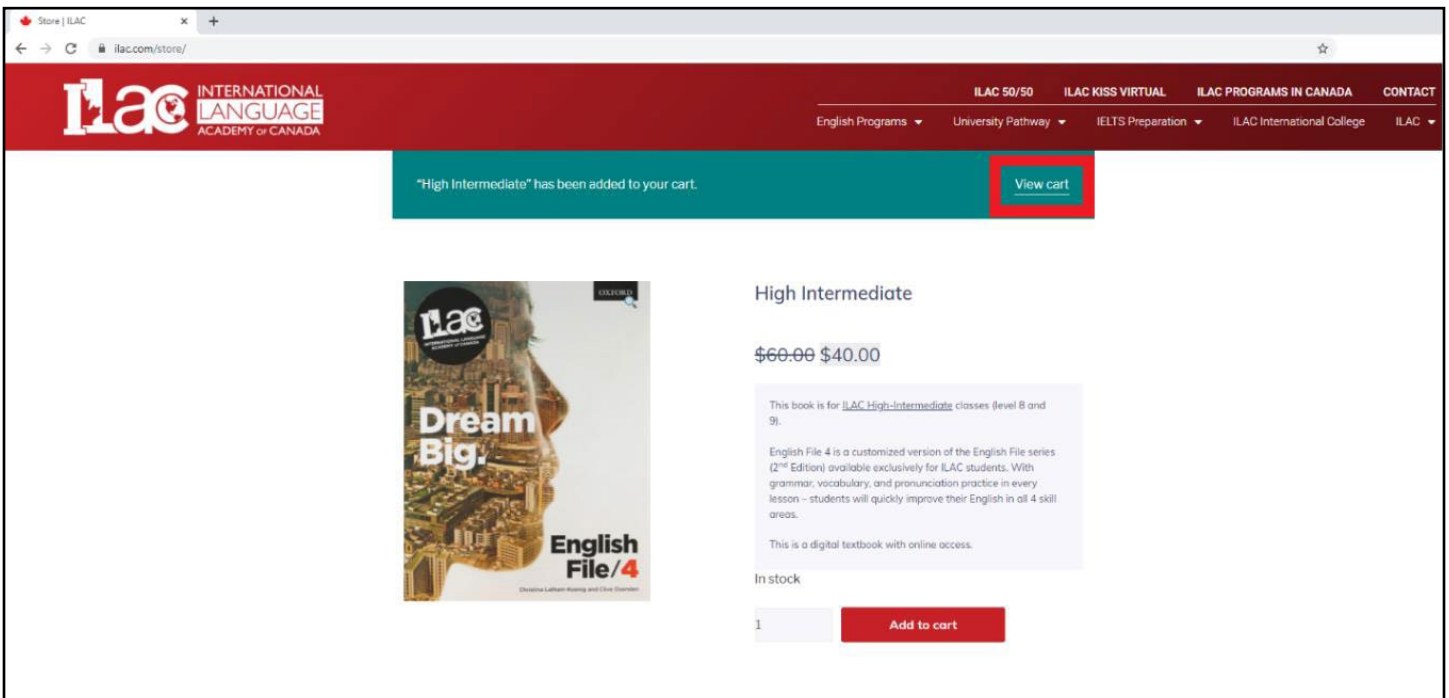


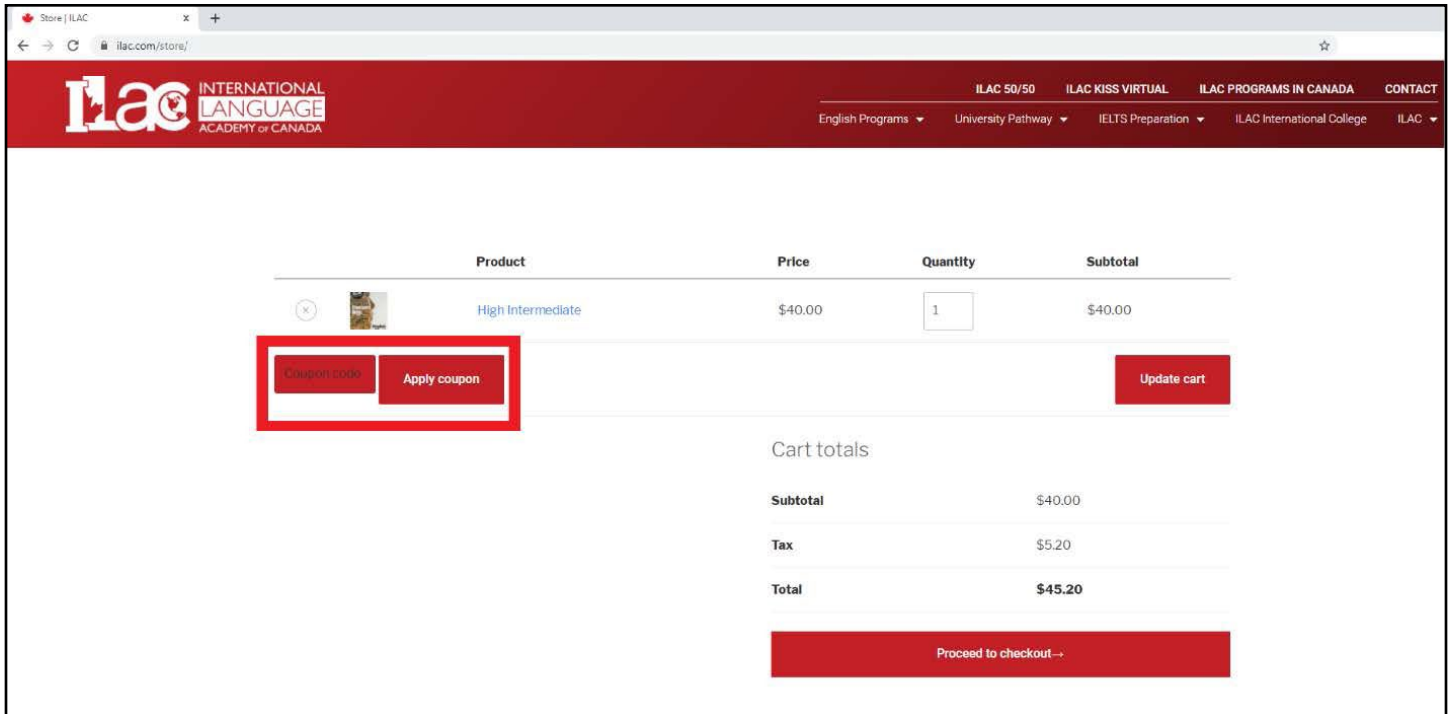
1. Access our online store at [www.ilac.com/store](http://www.ilac.com/store) and select the book you want to purchase.



2. Add the book to your cart and click on "View cart".



**3. Input your coupon code and click on “Apply coupon”.  
Make sure your total is now \$0 and proceed to checkout.**



The screenshot shows the ILAC online store cart page. The cart contains one item: "High Intermediate" priced at \$40.00 with a quantity of 1, resulting in a subtotal of \$40.00. Below the cart items, there is a red-bordered box containing a "Coupon code" input field and an "Apply coupon" button. To the right of this box is an "Update cart" button. Below the cart items, the "Cart totals" section shows a subtotal of \$40.00, tax of \$5.20, and a total of \$45.20. At the bottom of the cart, there is a "Proceed to checkout" button.

Product	Price	Quantity	Subtotal
High Intermediate	\$40.00	1	\$40.00

Cart totals

Subtotal	\$40.00
Tax	\$5.20
Total	\$45.20

**4. Once the checkout is finalized, check your e-mail inbox.  
You will receive the access code within a few minutes.**

**5. To access your digital book:**

- Go to [www.redshelf.com](http://www.redshelf.com)
- Click **“Log In”** in the upper right corner
- Log In or select **“Create an Account”**. You will be taken to your **“My Shelf”**.
- Enter your 16-digit code in the **“Redeem your RedShelf Access Code”** box and select **“Redeem”**
- Your eBook will appear on your Shelf.